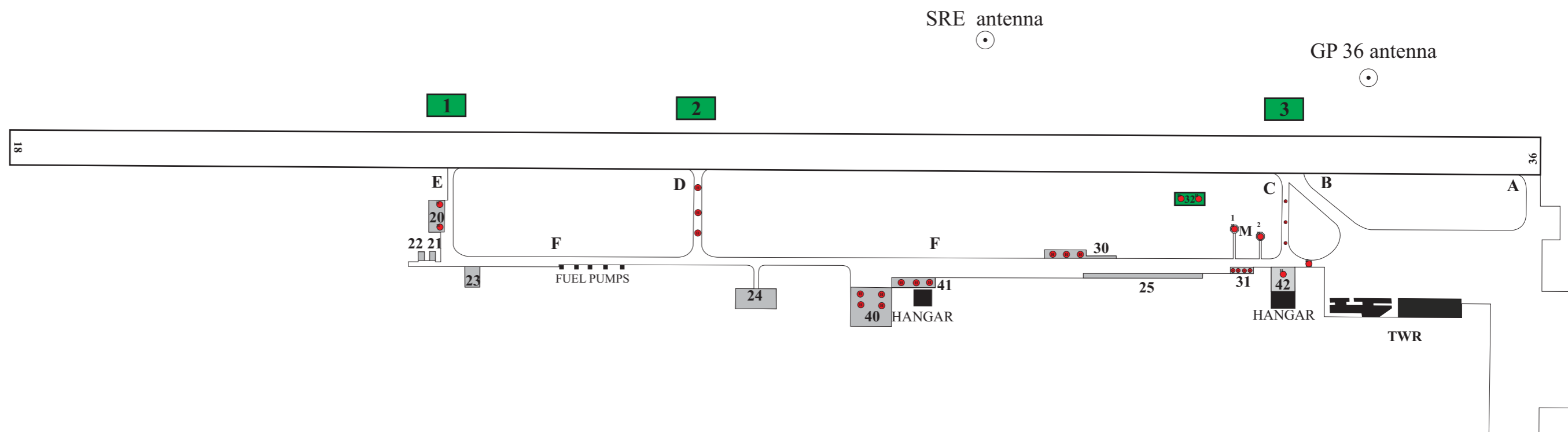






SCHEMA AERODROMULUI MIHAIL KOGĂLNICEANU /M. KOGALNICEANU AIRFIELD LAYOUT



LLZ 36



LEGENDĂ/LEGEND

-  1, 2, 3 ZONE DE LUCRU LA PUNCT FIX/HEL. LANDING AREAS (200 m x100 m), 32(100 m x50 m)
-  20, 21, 22, 23, 24, 25, 30, 31, M1, M2, 40, 41, 42, H PLATFORME/PLATFORMS
-  A, B, C, D, E, F CĂI DE RULARE/TAXIWAYS
-  LOCURI DE ATERIZARE PENTRU ELICOPTERE/HELIPADS

SCARA/SCALE 1 : 10 000